

MULTIWASH™ 340/PUMP BATTERY

A battery powered, multi-purpose floor scrubber dryer that will wash, scrub and dry on both hard and soft floors in a single pass.



SIMPLE
Easy to use, manoeuvre and maintain

BATTERY
Continuous battery run time of up to 50 minutes. Plus, no trailing cables, minimising risks of trips and slips



EFFICIENT
Quiet in operation and is ideal when customers, patients or staff are present

PRODUCTIVE
Quick change battery system enabling longer run times with second battery





POWERFUL
Contra-rotating cylindrical brushes scrub and lift dirt and water onto a rotating recovery drum to pick up solution

EFFECTIVE
Excellent cleaning results in just one pass, leaving floors ready to walk on in minutes



VERSATILE
High-speed productivity and extremely effective on difficult floors including carpets, non-slip safety floors, escalators and entrance matting



EDUCATION



HEALTHCARE



HIRE



LEISURE



RETAIL



VETERINARY



**Multiwash™ 340/PUMP Battery
MW340/PUMP/B**

**Model
Product Code**

SPECIFICATIONS

Charging Voltage AC (~) / Frequency	V/HZ	100-240 / 50-60
Battery voltage DC	V/HZ	24
Battery details	Ah	10
Motor power (+ Pump)	W	300 + 26
Brush width	cm	34
Brush speed	rpm	400
Brush pressure	g/cm ²	170
Productivity rate	m ² /h	350
Sound pressure level	dB(A)	66
Solution tank capacity	litres	4
Recovery tank capacity	litres	1.7
Run time	mins	50
Charge time	hrs	5.5
Dimensions	cm	37.8 x 44 x 111.4
Weight	kg	22

STANDARD ACCESSORIES

Standard brush – black (2 required)	90-0130-0000
Battery pack	90-0556-0000
Charger	90-0588-0000

OPTIONAL ACCESSORIES

Soft brush – grey (2 required)	90-0131-0000
Hard brush – blue (2 required)	90-0089-0000
Escalator brush – blue (2 required)	90-0090-0000
Side brush – black	90-0132-0000
Standard brush – red (pack of 2)	05-4760-0000
Standard brush - green (pack of 2)	05-4757-0000
Standard brush – blue (pack of 2)	05-4756-0000
Standard brush – yellow (pack of 2)	05-4755-0000
Trolley	05-4781-0000

FLOOR TYPES



CARPETS




ENTRANCE
MATTING



ESCALATORS



HARD
FLOORS



NON-SLIP
SAFETY FLOORS



STUDDED
RUBBER



TILES